

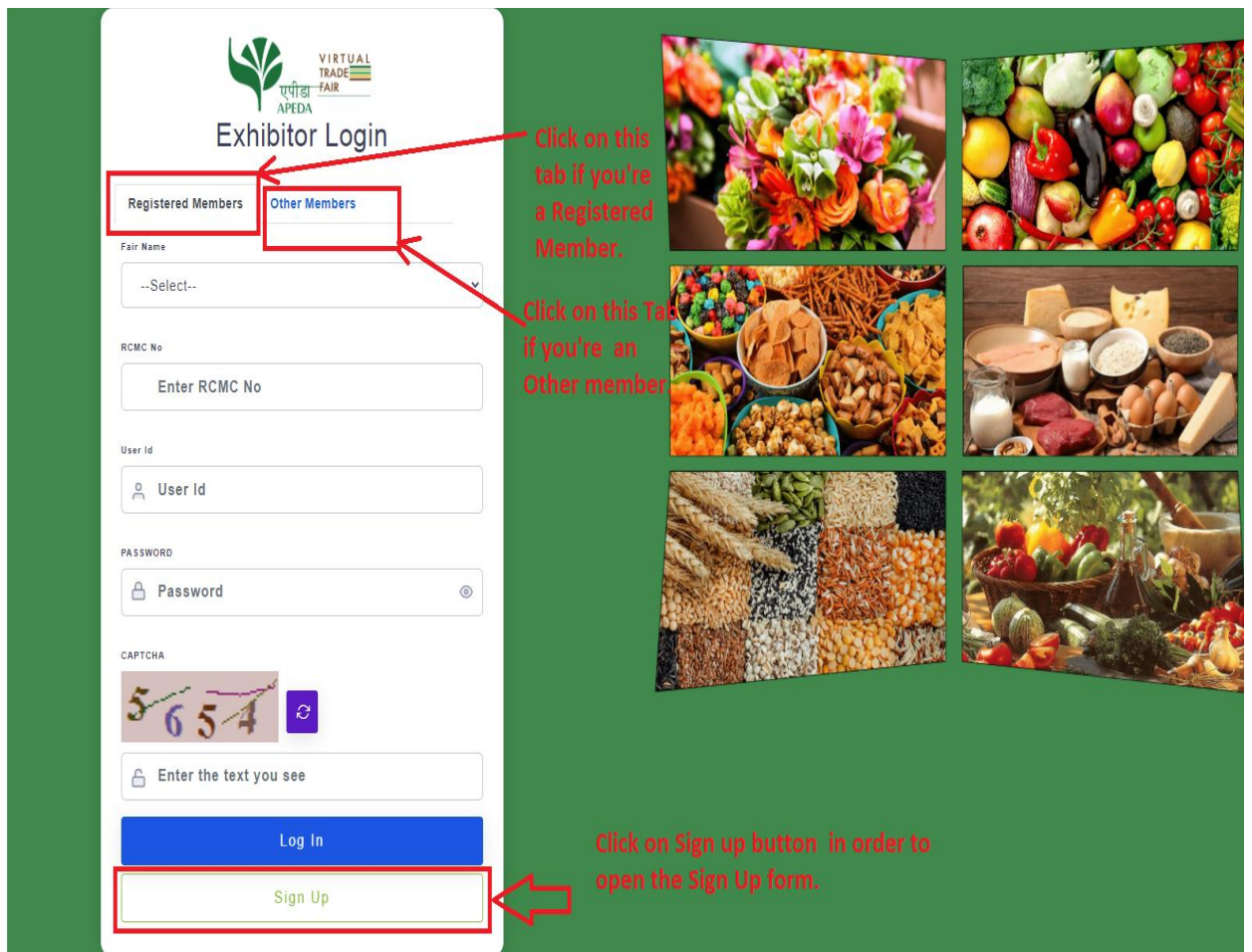
# Walkthrough for Signing up as a Virtual trade fair Exhibitor

## Step1. VTF Exhibitor Sign Up form opening:

- Please open the VTF Exhibitor login/Sign Up page via below mentioned link:

<http://vtf.apeda.in/TradeFair/ExhibitorLogin/Index>

## Step1 Screenshot provided below:



The screenshot displays the 'Exhibitor Login' page for the Virtual Trade Fair (VTF) organized by APEDA. The page features a white form on a green background. At the top, the APEDA logo and 'VIRTUAL TRADE FAIR' text are visible. Below the logo, there are two tabs: 'Registered Members' and 'Other Members'. The 'Registered Members' tab is selected and highlighted with a red box. The form includes fields for 'Fair Name' (a dropdown menu), 'RCMC No' (a text input field), 'User Id' (a text input field), 'PASSWORD' (a password input field), and a CAPTCHA section with a grid of numbers and a refresh button. At the bottom of the form, there are two buttons: a blue 'Log In' button and a white 'Sign Up' button, which is highlighted with a red box. Red arrows point from the 'Registered Members' tab and the 'Sign Up' button to red text annotations. The background of the right side of the image is a collage of various food items, including flowers, fruits, snacks, and grains.

Click on this tab if you're a Registered Member.

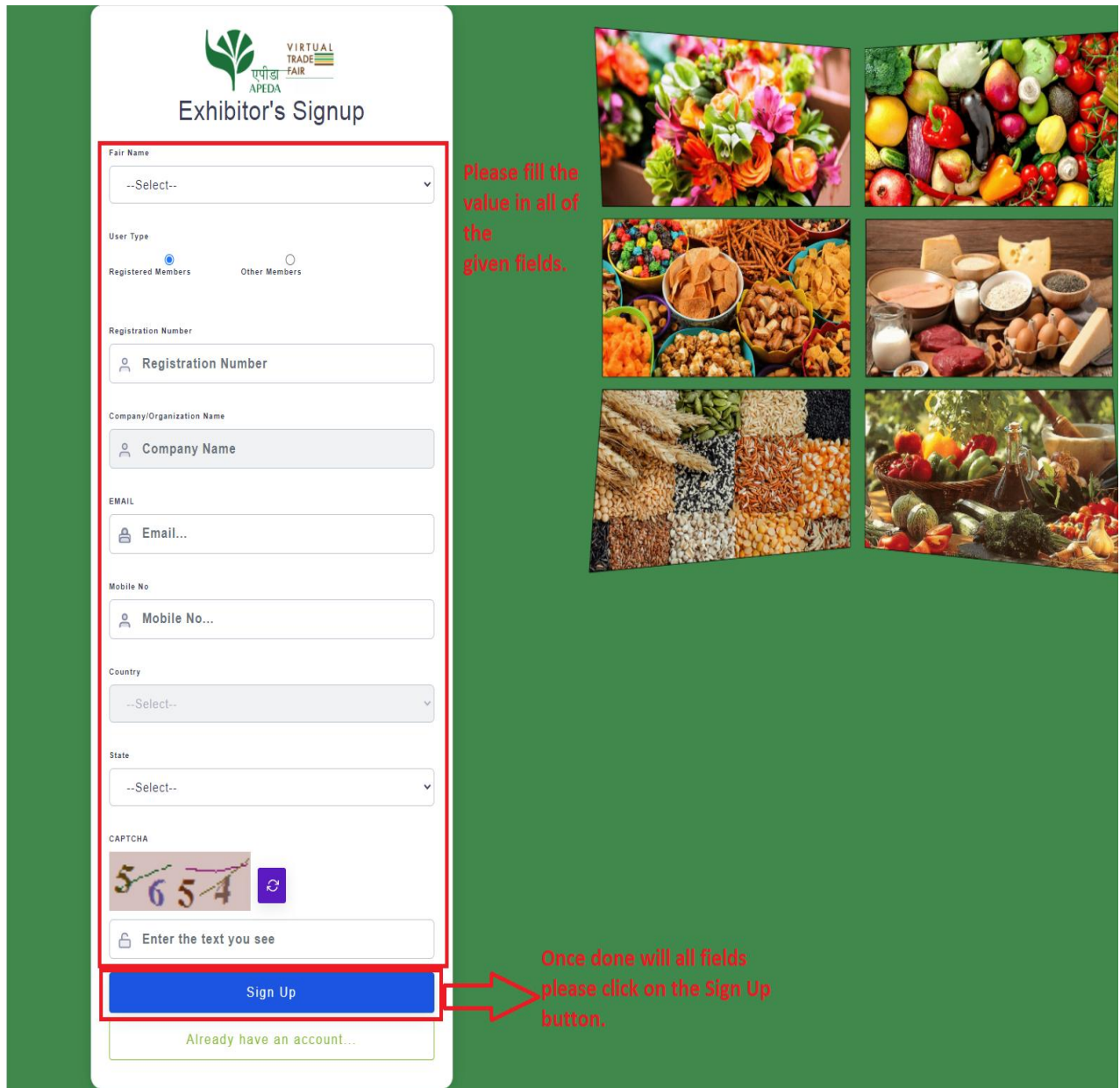
Click on this Tab if you're an Other member

Click on Sign up button in order to open the Sign Up form.

## **Step.1.1 VTF Exhibitor Sign Up form for the Registered member:**

- Please fill all the fields & press Sign up button & you'll get a confirmation that Admin will approve your registration then you can login.

### **Step.1.1 Screenshot provided below:**



The screenshot displays the 'Exhibitor's Signup' form for the Virtual Trade Fair (VTF) organized by APEDA. The form is set against a green background and includes the following fields:

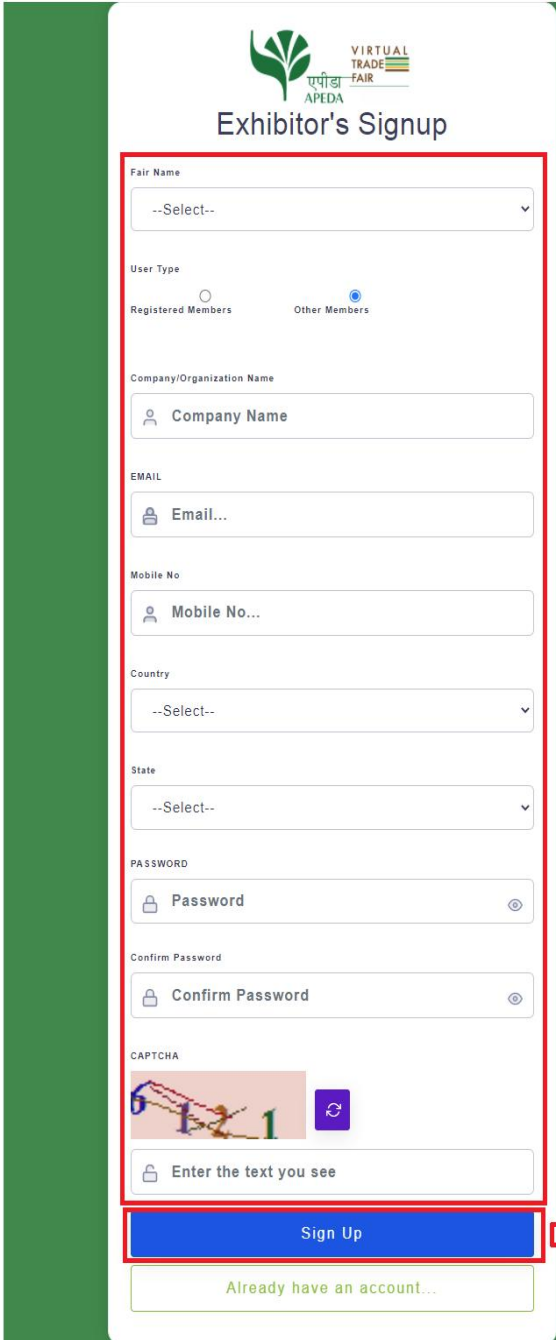
- Fair Name:** A dropdown menu with '--Select--' as the current selection.
- User Type:** Two radio buttons: 'Registered Members' (selected) and 'Other Members'.
- Registration Number:** A text input field with a person icon and the placeholder 'Registration Number'.
- Company/Organization Name:** A text input field with a person icon and the placeholder 'Company Name'.
- EMAIL:** A text input field with an envelope icon and the placeholder 'Email...'. The label 'EMAIL' is positioned above the field.
- Mobile No:** A text input field with a person icon and the placeholder 'Mobile No...'. The label 'Mobile No' is positioned above the field.
- Country:** A dropdown menu with '--Select--' as the current selection.
- State:** A dropdown menu with '--Select--' as the current selection.
- CAPTCHA:** A CAPTCHA image showing the numbers '5 6 5 4' with a refresh icon. Below it is a text input field with a lock icon and the placeholder 'Enter the text you see'.

A blue 'Sign Up' button is located at the bottom of the form, with a link 'Already have an account...' below it. To the right of the form, a grid of six images shows various agricultural products: flowers, fresh vegetables, a variety of nuts, dairy products, grains, and a basket of fresh produce. A red arrow points from the 'Sign Up' button to the text: 'Once done will all fields please click on the Sign Up button.' Another red arrow points from the text 'Please fill the value in all of the given fields.' to the form fields.

## **Step.1.2 VTF Exhibitor Sign Up form for the Other member:**

- Please fill all the fields & press Sign up button & you'll get a confirmation that Admin will approve your registration then you can login.

## **Step.1.2 Screenshot provided below:**




The screenshot shows a registration form titled "Exhibitor's Signup" for the "VIRTUAL TRADE FAIR APEDA". The form includes the following fields:

- Fair Name:** A dropdown menu with "--Select--" as the current selection.
- User Type:** Two radio buttons: "Registered Members" (unselected) and "Other Members" (selected).
- Company/Organization Name:** A text input field with a placeholder "Company Name".
- EMAIL:** A text input field with a placeholder "Email...".
- Mobile No:** A text input field with a placeholder "Mobile No...".
- Country:** A dropdown menu with "--Select--" as the current selection.
- State:** A dropdown menu with "--Select--" as the current selection.
- PASSWORD:** A text input field with a placeholder "Password" and a visibility toggle icon.
- Confirm Password:** A text input field with a placeholder "Confirm Password" and a visibility toggle icon.
- CAPTCHA:** A CAPTCHA image showing the numbers "6 1 2 1" and a refresh button. Below it is a text input field with a placeholder "Enter the text you see".

At the bottom of the form is a blue "Sign Up" button and a link that says "Already have an account...".

**Please fill all the fields.**



**Post filling all of the fields please click on this button.**



## **Step.2 VTF Exhibitor Login for the Registered member:**

- Please fill all the fields & press Sign up button & you'll get a confirmation that Admin will approve your registration then you can login.

## **Step.2 Screenshot provided below:**

The screenshot displays the 'Exhibitor Login' interface for the Virtual Trade Fair (VTF) organized by APEDA. The form includes the following fields and elements:

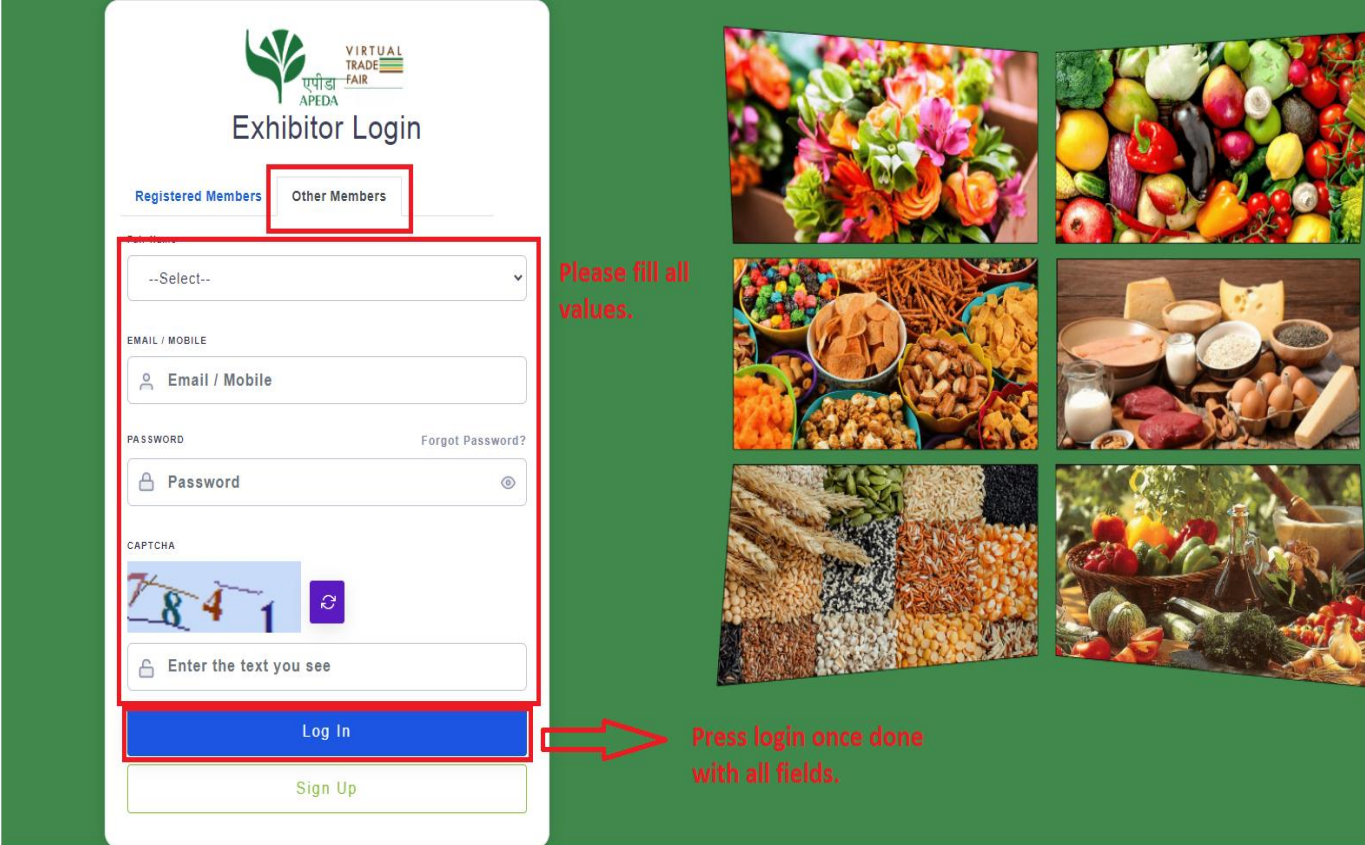
- Registered Members** (highlighted with a red box and an arrow pointing to it with the text 'If you're a Registered Member click on this tab.')
- Other Members** (a blue link)
- Fair Name**: A dropdown menu currently showing '--Select--'
- RCMC No**: A text input field with the placeholder 'Enter RCMC No'
- User Id**: A text input field with the placeholder 'User Id'
- PASSWORD**: A text input field with the placeholder 'Password' and a visibility toggle icon.
- CAPTCHA**: A CAPTCHA image showing the numbers '5 6 5 4' and a refresh button.
- Log In**: A blue button (highlighted with a red box and an arrow pointing to it with the text 'Click on Login once filled all details.')
- Sign Up**: A green button

Red arrows point from the text annotations to the corresponding form fields. To the right of the form is a collage of six images related to agriculture and food: flowers, fresh vegetables, various snacks, dairy products, grains, and a basket of produce.

## **Step.2.1 VTF Exhibitor Login for the Other member:**

- Please fill all the fields & press Sign up button & you'll get a confirmation that Admin will approve your registration then you can login.

## **Step.2.1 Screenshot provided below:**



The screenshot displays the 'Exhibitor Login' interface for the 'VIRTUAL TRADE FAIR' (VTF) organized by APEDA. The page features a header with the APEDA logo and the event name. Below the header, there are two tabs: 'Registered Members' and 'Other Members', with the latter being selected and highlighted by a red box. The main form area is enclosed in a red border and contains the following fields:

- A dropdown menu labeled '--Select--' with a downward arrow.
- An 'EMAIL / MOBILE' field with a person icon and the placeholder text 'Email / Mobile'.
- A 'PASSWORD' field with a lock icon, a 'Forgot Password?' link, and the placeholder text 'Password'.
- A 'CAPTCHA' section showing a grid of numbers (8, 4, 1) and a refresh icon, with a text input field below it containing the placeholder 'Enter the text you see'.
- A blue 'Log In' button.
- A white 'Sign Up' button.

Annotations on the right side of the screenshot include:

- A red arrow pointing to the 'Log In' button with the text: 'Press login once done with all fields.'
- Red text stating: 'Please fill all values.'

The background of the right side of the image is a collage of various food items, including fresh fruits, vegetables, flowers, and prepared dishes.

